

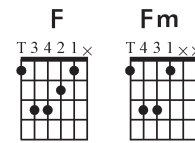
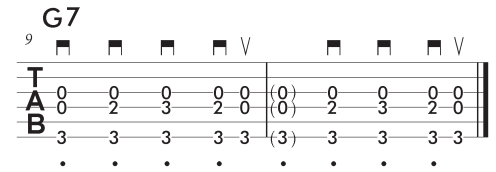
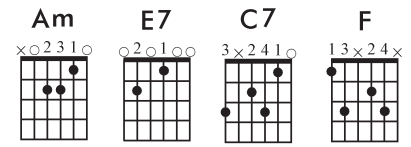
Rhythm Parts

Level 2 Community Guitar arrangement by Andrew Lawrence



The first rhythm guitar part is not written out below. For that, use the first set of chords shown to the right for the bulk of the progression. Three other spots merit a closer look:

- In bar 5, the F chord is moved back and forth by a fret on “4 &” and we do something similar on the C7 chord in bars 7/8.
- For the G7 in bars 9/10 see the Tab to the right. This is strummed.
- In bar 11 the chords move by quickly. The fingerings in the F and Fm diagrams below right may help.



The other two rhythm parts are Tabbed out below. If you are working through this material to assess your readiness for a Level 3 Community Guitar class you may disregard the upper staff (R2), but please practice the lower staff (R3). On the recording of this song, that rhythm guitar part comes in after the solo.

Am E7 Am E7 Am E7 C7

R2

R3

F C7

5 2- (Measures 7 & 8 can be strummed like R1 or picked as shown here)

G7 C7 F Fm C E7

9 3-